


# 2019-20 Board of Education Budget Presentation

May 7, 2019





# 2019-20 Budget Summary

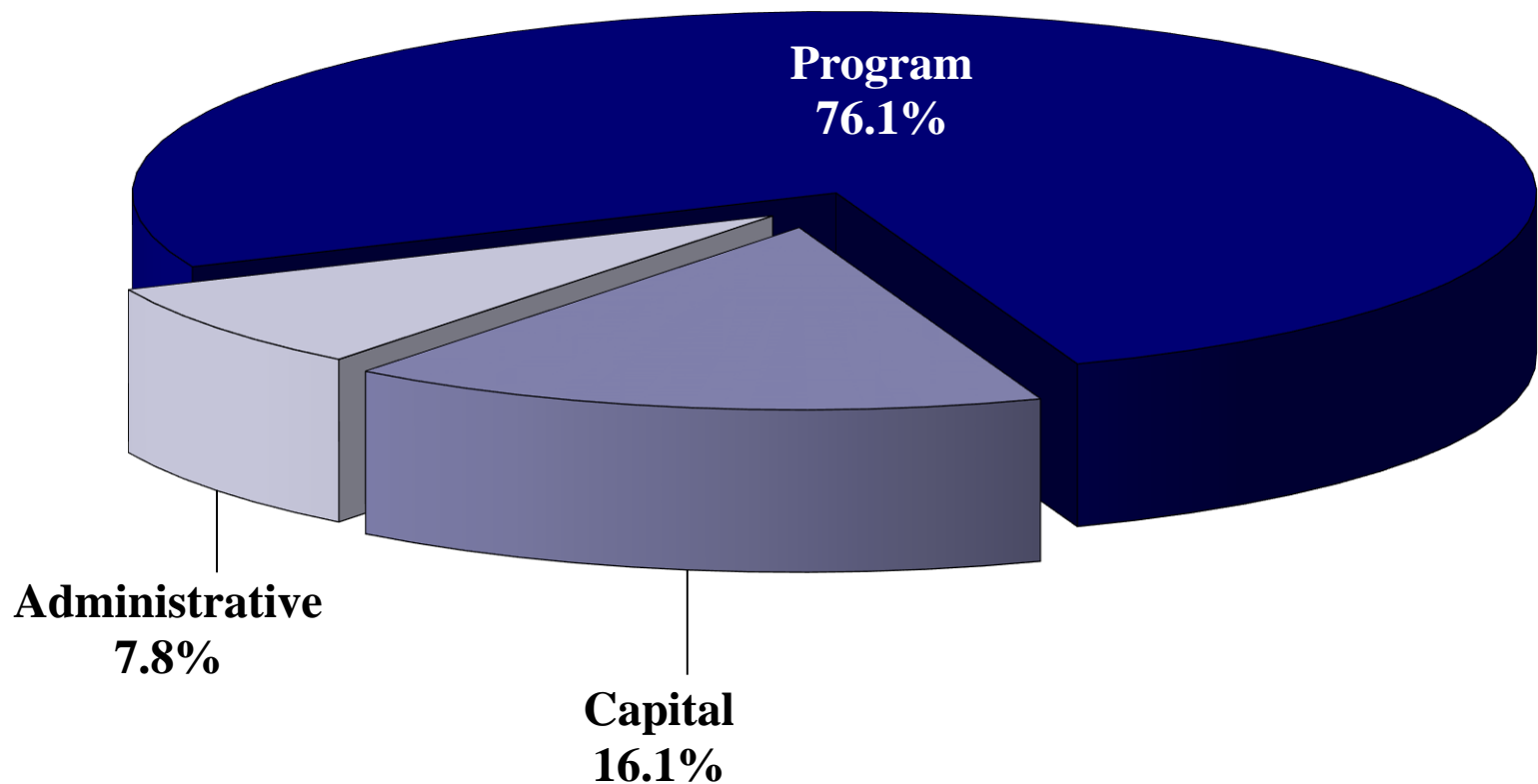
- **Proposed Budget: \$81,411,022**
- **Maintains all current programming and school configurations**
- **Maintains annual purchase of 6 new busses**
- **Tax Levy meets local tax cap figure**
- **Maintains a capital outlay project line**
- **Provides funding to address program needs for English Language Learners**
- **Provides funding to address Pupil Services needs**
- **Provides funding for increased security measures**

# 2019-20 Budget Summary

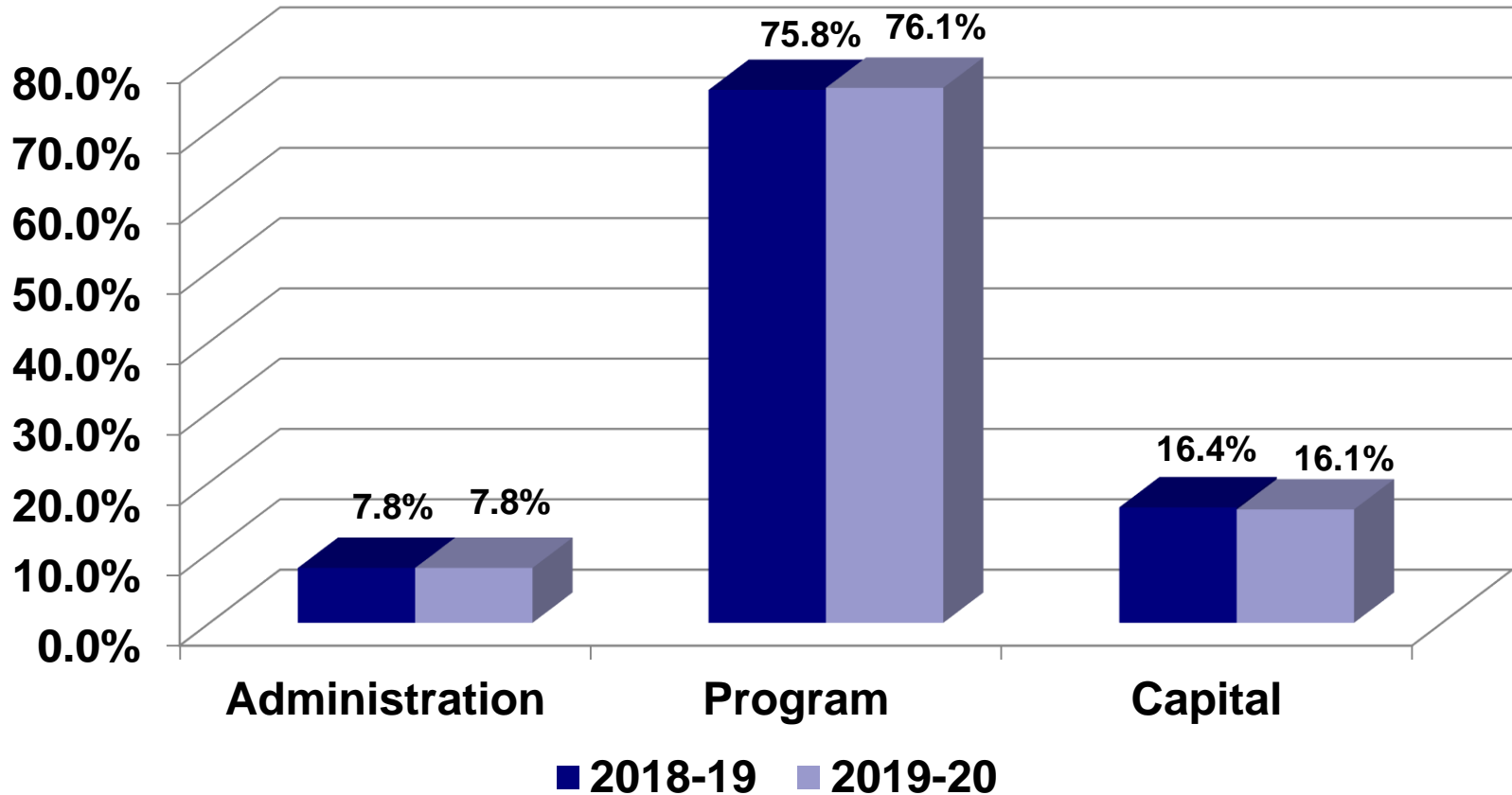
- **Total budget increase:** **\$2,059,546 (2.60%)**
- **Significant Changes:**
  - **Salaries** **+ \$ 1,465,163**
    - Includes the following new positions:  
2 ENL teachers, 1 elementary teacher,  
1 secondary social worker, 0.5 special  
education teacher
  - **Health Insurance** **+ \$ 619,885**
  - **Contracted Nursing** **+ \$ 160,000**
  - **Charter School Tuition** **+ \$ 90,000**
  - **Safety/Security Initiatives** **+ \$ 50,000**
  - **Debt Service** **- \$ 192,951**
  - **Retirement System Costs** **- \$ 465,820**

# Three-Part Budget:

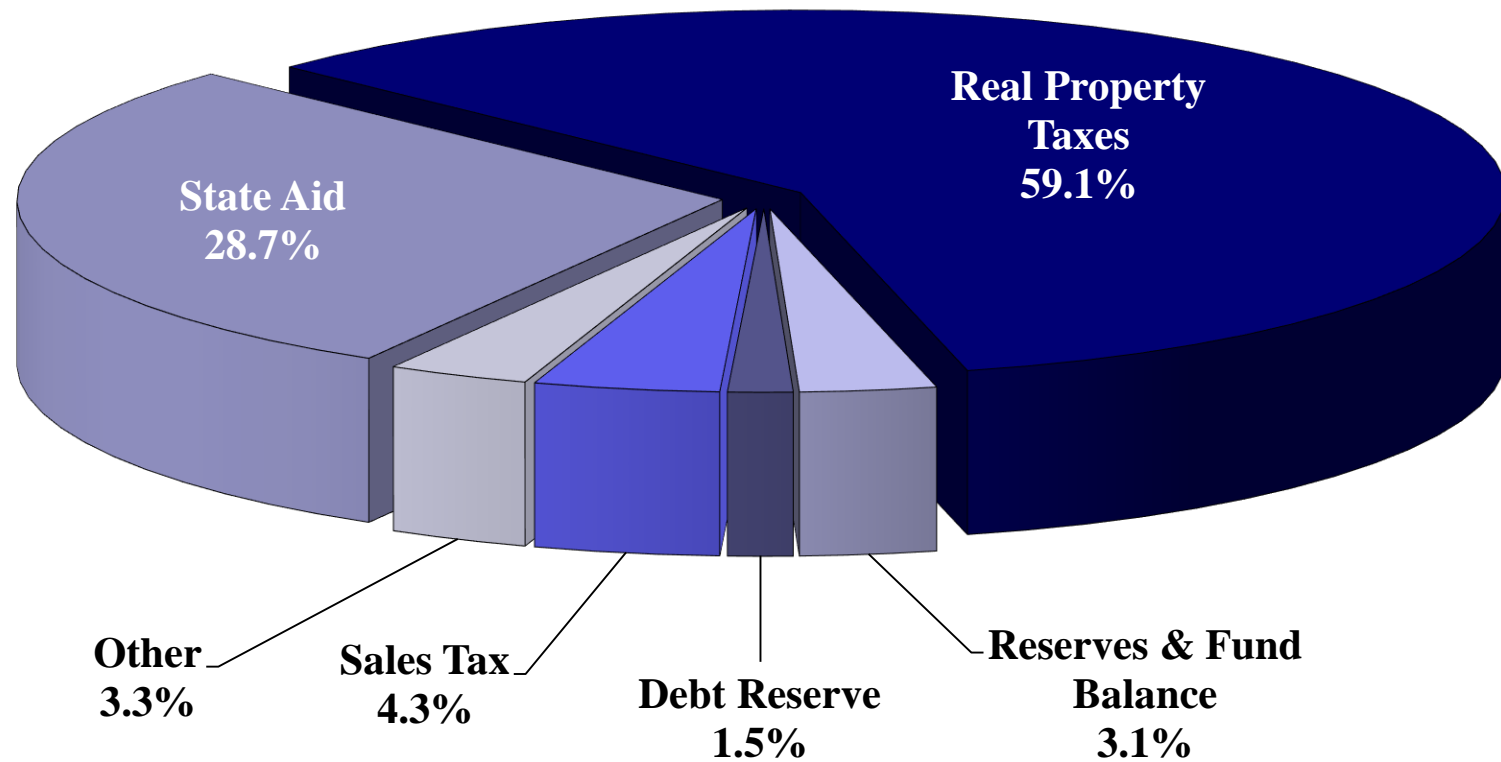
## Total Budget: \$81,411,022



# Three-Part Budget Comparison



# Revenue Budget: \$ 81,411,022



# Revenue Changes: \$2,059,546

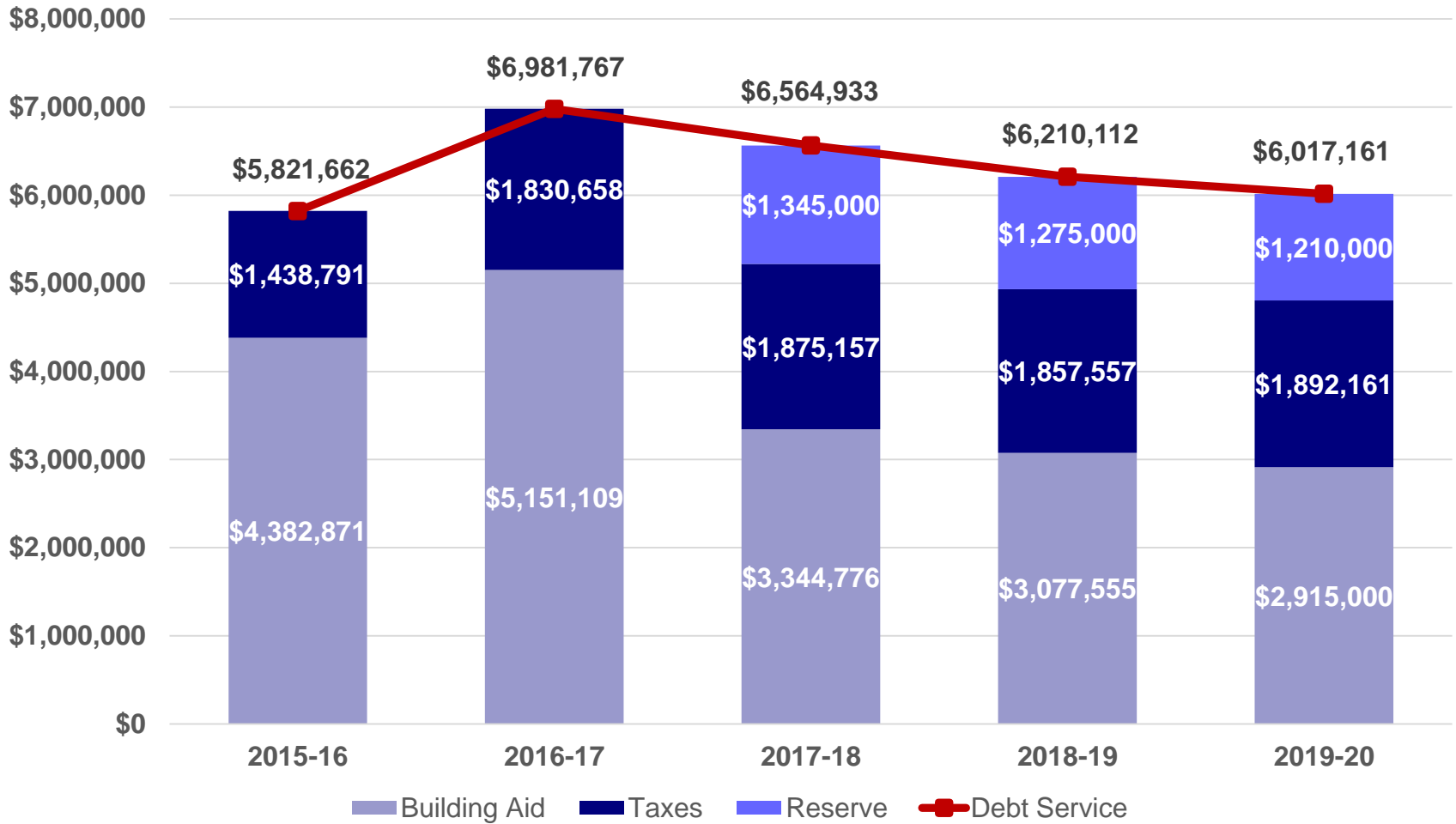
■ Property Taxes:	\$1,573,934
■ Use of Debt Service Reserve:	-\$65,000
■ Payment In Lieu of Taxes:	-\$50,000
■ Sales Tax:	\$140,000
■ Interest:	\$65,000
■ Tuition-Other Districts	\$350,000
■ Real Property Rental-BOCES	-\$100,000
■ State Aid:	\$228,167
■ State Building Aid:	-\$162,555
■ Medicaid:	\$60,000
■ Other:	\$20,000
■ Total:	<hr/> <b>\$2,059,546</b>

# 2019-20 Tax Levy

- **Proposed tax levy:** **\$48,145,272**
- **Tax levy increase:** **\$1,573,934**
- **Tax levy % Increase:** **3.38%**
- **Complies with the NYS Tax Cap**
- **STAR eligible homeowners will receive a tax rebate from New York State**



# Debt Service Funding



# Tax Rate: Proposed Budget

## Year to Year Tax Rate Comparison

	2018-19	2019-20	Difference	Percentage Change
<b>Homestead</b>				
Amherst	\$13.2359	\$13.6772	\$0.44	3.33%
Tonawanda	\$36.0756	\$37.4380	\$1.36	3.78%
<b>Non-Homestead</b>				
Amherst	\$21.5141	\$22.2266	\$0.71	3.31%
Tonawanda	\$58.0370	\$60.2161	\$2.18	3.75%

**\*\*95.0% Equalization Rate – Amherst**  
**\*\*35.0% Equalization Rate – Tonawanda**  
**\*\*Assessed Values- held at 2018 levels**

# Sweet Home 2019-20

## Proposed Budget: Tax Effect on Average Home

**\*\*95.0% Equalization Rate – Amherst**

**\*\*Assessed Values- at 2018-19 levels**

**\*\*35.0% Equalization Rate – Tonawanda**

**\*\*Average Assessed Value Home**

	Amherst		Tonawanda	
	2018-19	2019-20	2018-19	2019-20
<b>Assessed Value</b>	\$150,000	\$150,000	\$55,500	\$55,500
<b>Estimated Tax Rate/Thousand</b>	\$13.24	\$13.68	\$36.08	\$37.44
<b>Estimated Tax Bill</b>	<b>\$1,986</b>	<b>\$2,052</b>	<b>\$2,002</b>	<b>\$2,078</b>
<b>Estimated Change In Tax Bill for 2019-20</b>	\$66		\$76	

# Recommended Budget: Summary

■ Total Budget: \$81,411,022

■ Tax Levy: \$48,145,272

■ Tax Levy Cap %: 3.38%

■ Tax Levy % Increase: 3.38%

## Amherst Taxes\*

- Tax Rate: \$13.68
- Rate Increase: \$ 0.44
- Avg. Home Bill: \$2,052
- Avg. Home Inc.: \$ 66

\*Estimated using 95.0% Equalization Rate & 2018 Assessed Values

## Tonawanda Taxes\*\*

- Tax Rate: \$37.44
- Rate Increase: \$ 1.36
- Avg. Home Bill: \$2,078
- Avg. Home Inc.: \$ 76

\*\*Estimated using 35.0% Equalization Rate & 2018 Assessed Values

# Questions / Comments

